










The table below shows the number of medals won by the top ten countries in the London 2012 Olympic Games.

Summarize the information by selecting and reporting the main features, and make comparisons where relevant.

Write at least 150 words.

London 2012 Olympic Games Medal Table						
Rank by Gold	Country		Gold	Silver	Bronze	Total
1		United States	46	29	29	104
2		China	38	27	23	88
3		Great Britain	29	17	19	65
4		Russia	24	26	32	82
5		South Korea	13	8	7	28
6		Germany	11	19	14	44
7		France	11	11	12	34
8		Italy	8	9	11	28
9		Hungary	8	4	5	17
10		Australia	7	16	12	35